

Omega Design's

Vantage

Inline Bottle Unscrambler

Take Your Bottle Sorting
to a Higher Level.



Ideal applications: round bottles, square bottles, tubes, other

- Bottles exit sorter in upright position
- Bottles feed into a starwheel or Monoblock
 - Vantage is a standalone unit or can integrate with your Monoblock.
- Option to integrate bottle labeler in the chute
- Slim design; Occupies minimal floor space
- Simple to operate and maintain
- Fully automatic operation





Vantage **SW**

Vantage with Starwheel
Assembly and conveyor



Vantage **MB**

Vantage Integrated Into Your
Existing Monoblock Before Filler



Vantage **IL**

Vantage with Integrated Print-
and-Applied Bottle Labeler

★★★★★
MADE IN THE USA

Since 1969

www.omegadesign.com

Tel: 1 (610) 363-6555

OMEGA
DESIGN CORPORATION

Vantage

Inline Bottle Unscrambler

Our Value Promise
www.omegadesign.com/value



UTILITIES:

- Voltage: 240 VAC, 50/60 Hz
- Air: 8-12 SCFM @ 80 psig
- Utilities may vary per client specifications

CONTROLS:

- PLC
- 7" color touch screen HMI
- Analog Speed Controls

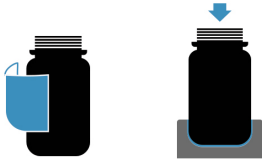
SPEED:

- Under 100 bottles per minute

STANDARD FEATURES:

- Floor level hopper with elevator
- 2' diameter sorter with discharge chute
- Starwheel assembly
- Leveling legs
- Electrical safety Interlocks
- Steel frame with painted protective coating

OPTIONS:



Integrated
Bottle Labeling

Feed
Into Puck

- Hopper upgrades
- Discharge conveyor
- Casters
- Validation support documentation

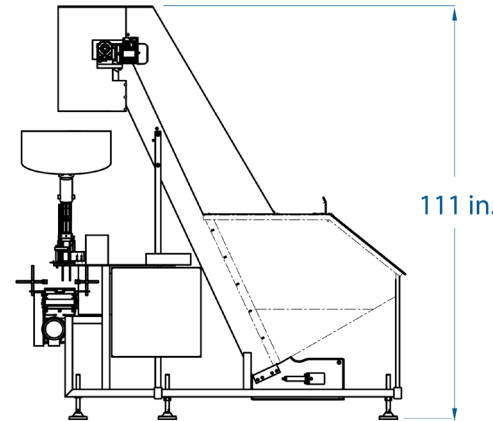
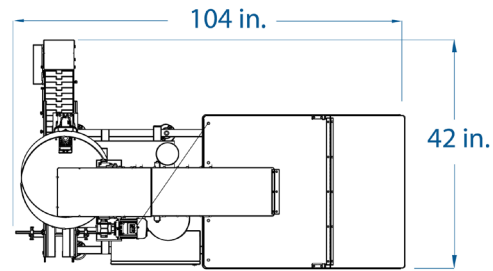


OPERATION:

An operator loads empty bottles into the standalone hopper. An elevator transports the bottles to the sorter. A rotating sorter disc guides the bottles towards an exit. A sensor detects the bottle's orientation, which signals a mechanism to index, as needed, to ensure each bottle enters the chute in the upright position.

Bottles are discharged onto a conveyor via a starwheel or puck solution.

OPTIONAL BOTTLE LABELING:

Clients can add a thermal inkjet labeling station. Labels get printed and applied to a bottle as it engages a vertical feed screw in the chute.



SHOWN WITH
OPTIONAL
CONVEYOR AND
INTEGRATED
BOTTLE
LABELER

* Layout and dimensions may vary per application.

Reminder Ask about our excellent track record of on-time deliveries and industry-leading FATs. Better yet, read what our clients have to say: www.omegadesign.com/testimonials

